

Swift Publisher

Easy page layout on your Mac

"Inexpensive, easy-to-use application makes desktop publishing a breeze."
(Macworld Magazine)



MacDirectory
★★★★★

Editing that matters

Use Swift Publisher advanced editing capabilities to create a high impact document of your own.

Text Processing options give you the possibility to set Fonts, control Characters, Lines, Paragraphs and Margin spacing.

PDF, TIFF and JPEG Export removes all boundaries in transferring your materials to other programs and platforms, or sharing them via internet.

Controllable transparency allows to adjust image transparency, so that background objects become visible.

100+ Masks can be applied to any object to make it more original. Moreover you have the ability to use a custom image as a mask.

Art Text integration



Allows you to create high quality textual graphics, headings, logos, icons, web banners and buttons:

<http://www.belightsoft.com/overview>

Mac OS X Integration



Integration with iPhoto lets you preview and use pictures directly from iPhoto library.

Advanced Image Processing




Edit your images with Mac OS X Core Image filters directly in the program, using Image Tricks Pro plug-in supplied as a bonus.

www.belightsoft.com/imagetricks

Swift Publisher is a Macintosh page layout application for designing and printing colorful flyers, newsletters, brochures, letterheads, etc. Combination of ready made templates and a variety of editing tools inspire and allow you to apply your creativity to the documents. With the app publishing good looking and informative documents for business, social and home activities becomes fun and intuitive.

24,000+ Clipart Graphics



Clipart graphics were specially hand-picked to encourage your creativity. All photos and photo objects are in high resolution and suitable for professional printing. Vector images are scalable to any size.

130+ Professional Designs

Swift Publisher offers you a collection of professionally made designs for any document you are about to prepare. You can create a high impact flyer, newsletter or brochure in a few minutes using Assistant.



Layout Capabilities

Create complicated designs by combining and moving various images and text blocks between Foreground and Background editing layers.

Pater hoc Audiens non Potuit Filium Arguere Ulterius

Superioribus diebus cum me ex Italia in Angliam recepissent, me ibidem fuit, tempus quo equus filii invidiosum impetum et ditionem deditus temperavit, multo meum aliquem vel de contrariis illius recte aliquem, vel amicum, quem filii ditionem illi ut accusaret iniquitatem, recordatione fuit. Inter fuit, et de Morte, vel



Text Wrap feature will ensure your document looks highly professional, with images accurately wrapped by text. Different wrapping modes are available.

Using Flow text option you can link different text blocks with each other and text will flow from one text block to another. Linked text boxes are a powerful tool for creating multiple-column documents.

Adjustable layout guides can be used to place objects precisely where you want them to be. Snap mode will help to place an object in line with others.

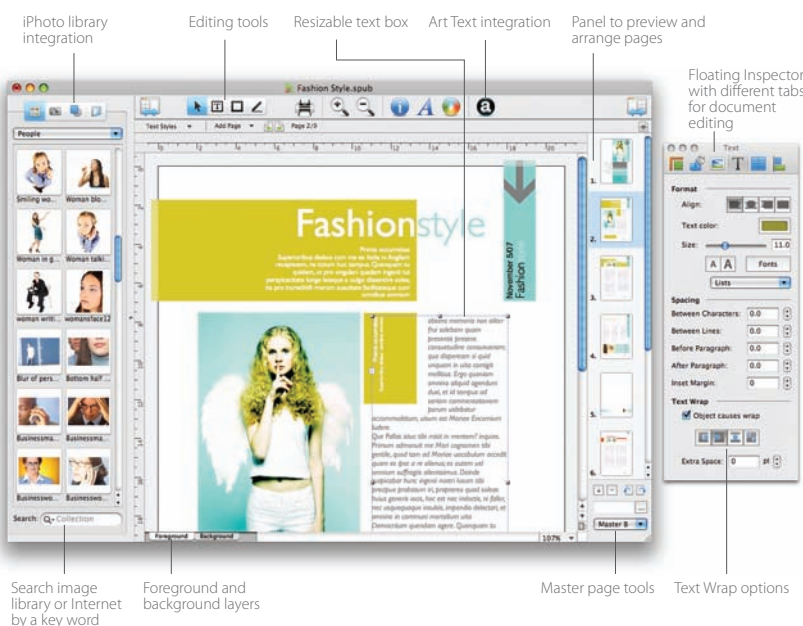
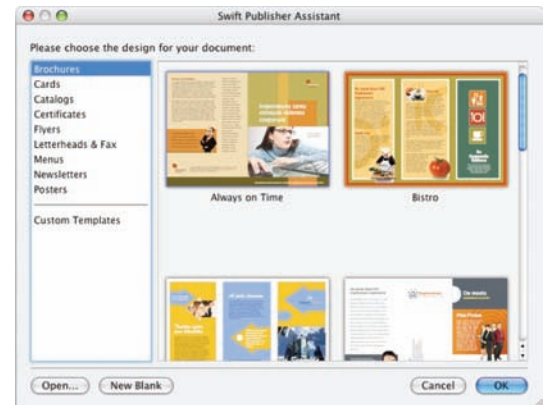
Alignment option helps you to locate several objects (pictures or text blocks) as needed. Distribute option is also available, to affect the way selected objects are distributed on a page.

Master pages option allows you to create common background and page numbering for several pages.

Powerful and Intuitive Page Layout Software

You can design and print documents in a few minutes using Swift Publisher Assistant. It will offer you 130+ professionally made templates for any document you want to create (flyers, brochures, newsletters and more). All you need is to select the design you like, insert your data and that's all. You've got what you want.

In case you need to re-design the template, use various publishing tools. Change spacing and size, rotate and fill text blocks with colors; take control over line and character spacing and paragraph indentation; tint, tile, and rotate images as you like; apply unique styles to text and paragraphs. Print dialog offers you Imposition option that automatically arranges pages in a brochure. Convert text to curves option will let you transform the document into a vector image for sending to a printshop.



Key Features:

Graphics

- 130+ professionally designed templates
- 24,000+ clipart images
- 100+ unique masks
- Smart shapes with controllable behavior
- iPhoto integration
- Export to PDF, TIFF and JPEG
- Adjustable export to PDF
- Loading graphics from your computer or network
- Apply Mac OS X Core Image filters to your images with Image Tricks plug-in
- Art Text Integration

Powerful Publishing Tools

- Flow text capabilities
- Wrap text around an object
- Adjustable layout guides
- Controllable paragraph intention, line and character spacing
- Background and Foreground editing layers
- Multipage documents supported

Easy Graphics and Text Editing

- Control transparency, rotate and fill text blocks with colors
- Tint, tile, control transparency and rotate images
- Flexible control over text blocks to change spacing and size
- Use adjustable shadows
- Insert images in many supported formats — TIFF, JPEG, GIF, PDF, EPS and more
- Image crop allows to remove the parts you don't like
- Apply unique styles to text and paragraphs
- Selecting objects with the opportunity to resize and rotate them as a single item
- Smart guides help to align objects
- Use Check Spelling to avoid misprints
- Tables supported

Swift Publisher helps to:

- Publish professional newsletters for effective communication within your local community or corporate environment.
- Create fantastic flyers or public invitations for a hand out.
- Brighten up your online mailing by designing promotional documents and letterheads.
- Promote your products and services at the Expo with impressive brochures and sales catalogs.
- Make unique greeting cards for a celebration or anniversary.
- Prepare all kinds of eye-catching announcements.

Free regular product updates
for registered users

Free tech support at:
support@belightsoft.com
<http://www.belightsoft.com/forum/>



System Requirements: Mac OS X 10.3. 50 MB of free space (1.8 GB required for full clipart collection);
Printer – inkjet or laser (optional).